

## Mathematics Homework

### Week 1 (27 April - 1 May)

#### Daily activities (Oral)

#### Counting & Mental Math

- Count up to 50 and count out 20 objects reliably (concrete objects)
- Count forwards and backwards in 1s between 1 - 50.
- Count forwards in multiples of 10s and 5s up to 50.
- Compare numbers up to 15 and say which is 1 and 2 more or less. (Pick any number on your 100 chart).
- Practice number bonds up to 5.

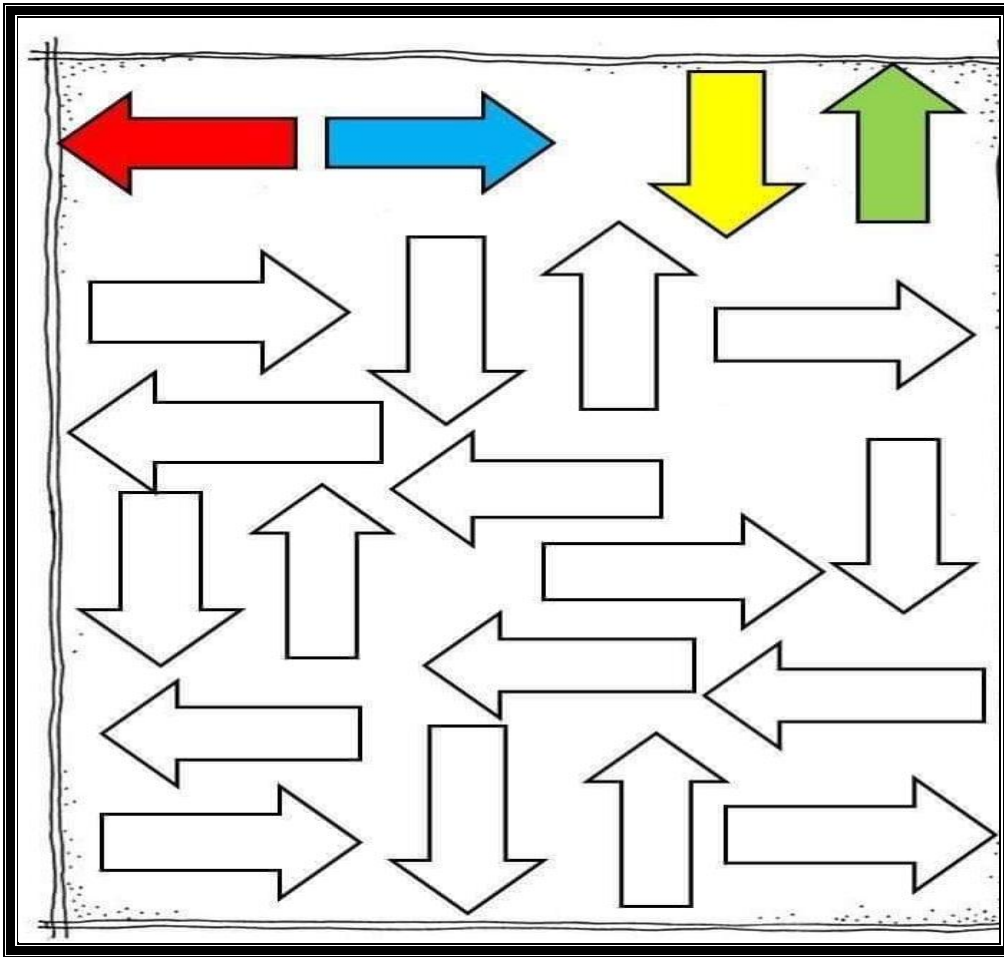
#### Number Names & Number Symbols

- Write number symbols 1 to 15.
- Write number names 1 to 15.
- Order numbers 1 - 15 from smallest to greatest.
- Recognise, identify and read number symbols 1 to 20.
- 

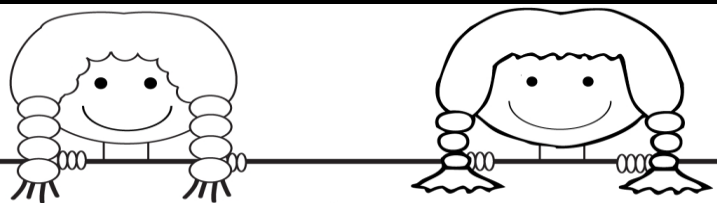
**\*\*\*\*Note to parent:** *These counting activities must please be done along with the daily worksheets (2 activities).*

#### Monday - 27 April (Activity 1)

-Colour the different directions as indicated below (correct colours).







Activity 2 - Doubling

 <b>Doubles</b>	
$1+1=$	$7+7=$
$2+2=$	$8+8=$
$3+3=$	$9+9=$
$4+4=$	$10+10=$
$5+5=$	$11+11=$
$6+6=$	$12+12=$

Tuesday - 28 April

Activity 1 (draw the ladybug with the correct number of dots).



Activity 2

Learning Number Patterns NAME \_\_\_\_\_

Look at each of the number pattern below.  
Fill in the numbers that will continue the pattern.

1 3 5 1 3 5 1 \_\_\_\_\_

3 2 6 3 2 6 3 2 \_\_\_\_\_

4 5 7 4 5 7 \_\_\_\_\_ 5 \_\_\_\_\_

1 1 2 1 1 2 \_\_\_\_\_ \_\_\_\_\_ 2

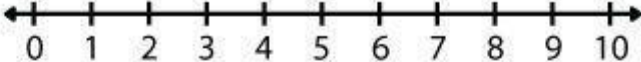
7 3 6 7 3 6 7 \_\_\_\_\_

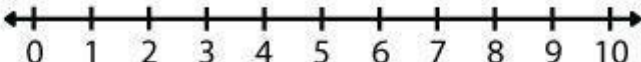
Wednesday 29 April

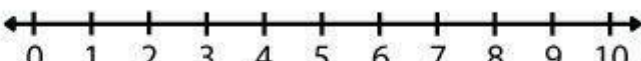
Activity 1

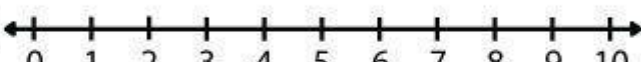
**Number Bonds of 10 with Number Lines**

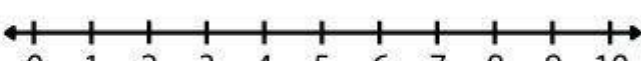
*Use the number lines to answer the math questions below. You can circle or highlight the answer on the number line.*


$10-3=\square$  


$10-5=\square$  

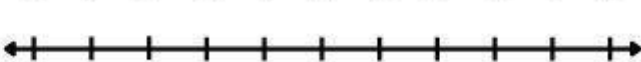
$10-1=\square$  


$4+\square=10$  


$8+\square=10$  

$10-2=\square$  

$10-4=\square$  

$9+\square=10$  

$5+\square=10$  

$7+\square=10$  

Activity 2

- Using a magazine, find 5 triangles, 5 rectangles, 5 circles and 5 squares. Use your cut-outs to build your own picture. Write the correct name for each shape next to it.













Thursday - 30 April

Activity 1





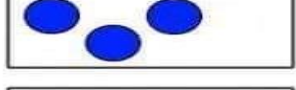







Count and fill in the correct symbol in the middle (less than, the same as, more than)

Compare the groups in each row and write the correct sign in the middle.

>   =   <

Activity 2

	+		=	<input type="text"/>
	+		=	<input type="text"/>
	+		=	<input type="text"/>
	+		=	<input type="text"/>
	+		=	<input type="text"/>
	+		=	<input type="text"/>

# Months of the Year

Write in the correct order.

January	
March	
July	
October	
August	
February	
June	
December	
November	
April	
September	
May	

## Activity 2

Write the number that comes in between.

9  11

7  9

13  15

17  19

2  4

8  10

14  16

11  13

15  17

1  3

4  6

12  14

16  18

6  8

5  7

18  20